

# AGT SERIES

## Current Transducers

AGT Series Current Transducers combine a current transformer and a True RMS signal conditioner into a single package. The AGT Series is designed to produce an analog 4–20 mA signal proportional to earth or ground fault current. Available in a solid-core case. When connected to a controller or data logger, NEC requirements for alarm can be met.



### Applications

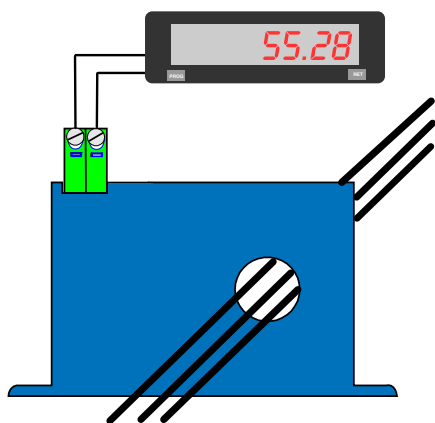
#### Current Leakage Detection

- Monitor heating or other loads to detect increasing leakage current.
- Pass all current carrying conductors through aperture to sense zero-sum current.

#### Very Light Loads

- Accurate measurement of very small but critical loads.
- Current measurement gives faster response than temperature measurement .

#### Ground Fault Currents



### Features

#### True RMS Output

- True RMS technology is accurate on distorted waveforms like VFD or SCR outputs.

#### Single Range

- No chance of field range selection errors.
- Eliminates zero and span pots.

#### Isolation

- Output is magnetically isolated from the input for safety.
- Eliminates insertion loss (voltage drop).

#### Agency Approval

- UL, CUL 508 listed.

### Selecting the right ground fault detector:

NEC Article 427-22 requires that fault currents be monitored on industrial equipment. However, where maintenance and supervision ensure that only qualified persons will service the equipment and continued circuit operation is necessary for safe operation and processes, alarm indication is also required. A fault current transducer can send a signal to a panel meter with alarm contacts or a controller. As an example, the alarm points can be configured so one alarm is initiated when fault current reaches 30 mA, and another when it rises above 70 mA. Ground fault protection is required in many applications, and NK Technologies has a sensor that can be coupled with your control system to provide this needed alarm or circuit disconnection.

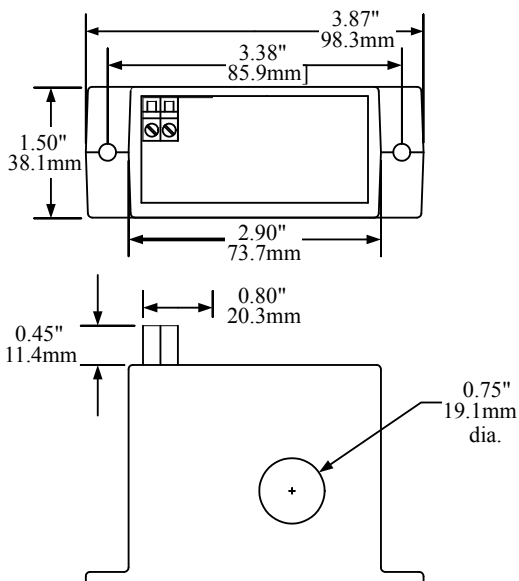


Free program expedites evaluation process. See page 1 for details.



**Dimensions**

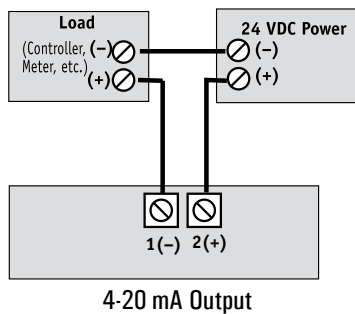
FL Case



**Specifications**

Output Signal	4–20 mA, Loop-powered, True RMS
Output Limit	23mA
Accuracy	1.0% FS
Response Time	600 ms (to 90% step change)
Frequency Range	40–400Hz
Power Supply	24VDC Nominal, 40VDC Maximum
Isolation Voltage	UL listed to 1,270VAC (tested to 5KV)
Input Ranges	Single range of 0–50 or 0–100 mA; custom ranges available; consult factory.
Sensing Aperture	-FL Case: 0.74" (19mm) dia.
Case	UL94 V0 Flammability Rated
Environmental	-4 to 122°F (-20 to 50°C) 0–95% RH, non-condensing
Listings	UL 508 Industrial Control Equipment (USA & Canada)

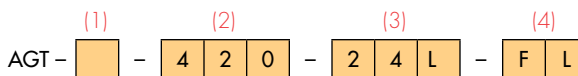
**Connections**



Notes:  
Finger safe captive screw terminals.  
12–22 AWG solid or stranded.  
Observe polarity.

**Ordering Information**

Sample Model Number: AGT2-420-24L-FL  
True RMS AC current transducer, 100mA ranges, 4–20 mA output, 24VDC loop-powered in a solid-core case.



(1) Full Scale Range

1	0–50 mA
2	0–100 mA

(2) Output Signal

420	4–20 mA
-----	---------

(3) Power Supply

24L	24VDC Loop-powered (4–20 mA output ONLY)
-----	--

(4) Case Style

FL	Solid-core, Top Term.
----	-----------------------

Ground Fault Sensors

